



Discovering Our Planet Together



Yellowstone Wolf Quest Photo Expedition

A Rare Chance to Capture Images of Wolves in Their Wild Natural Habitat



Discovering Our Planet Together

Table of Contents:

Trip Overview	3
Trip Itinerary	4
Trip Accommodations	8
What Makes Nat Hab Different?	9
Make It Private	12
Dates & Pricing Information	13



Discovering Our Planet Together



Trip Details:

Days

7 Days / Mar & Nov

Price

From \$6995

Physical Requirements

Easy to Moderate

Yellowstone Wolf Quest Photo Expedition

A Rare Chance to Capture Images of Wolves in Their Wild Natural Habitat

You'll find no better chance to search for wolves in the wild than on this rare immersion in their native realm. This wolf-focused winter wildlife adventure spends four full days in Yellowstone's famed Lamar Valley and Northern Range, the best spot anywhere for tracking wolf packs living freely in their natural environment. Though wolves are highly elusive and almost always seen at a significant distance, the wide-open expanse of these remote grasslands offers the best prospects for sighting them, especially against the white backdrop of winter. And through the use of "digiscoping"—using cameras in tandem with high-powered spotting scopes—we can often capture exhilarating photographs. The relationships we have cultivated with local scientists, wolf researchers and renowned wildlife photographers, we are able to offer this exceptional experience for a few privileged guests keen for an encounter with *Canis lupus*. Other wildlife, which we're sure to come across, is a highlight as well, including coyotes, elk, moose and shaggy bison with ice-crusting coats.

Trip Highlights

Four full days of wolf tracking in Yellowstone's Northern Range, including the Lamar Valley—you won't find a more in-depth opportunity to search for wild wolves

Wolf habitat runs dense with Yellowstone's legendary wildlife—capture images of bison, elk, moose, pronghorn, bighorn sheep and other winter denizens

A local wildlife photographer, an award-winning filmmaker and devoted wolf biologists share their expertise in exclusive private engagements



Discovering Our Planet Together



Itinerary At A Glance

Day 1

Bozeman, Montana

Day 2

Paradise Valley / Yellowstone National Park—Mammoth Hot Springs / Wolf Tracking / Gardiner

Day 3

Northern Range Wolf Tracking / Hartman Photo Gallery Visit

Day 4

Lamar Valley Wolf Tracking

Day 5

Lamar Valley Wolf Tracking / Cinematographer Visit

Day 6

Blacktail Plateau / Bozeman

Day 7

Bozeman / Depart

Yellowstone Wolf Quest Photo Expedition Itinerary

A Rare Chance to Capture Images of Wolves in Their Wild Natural Habitat

Day 1: Bozeman, Montana

Arrive in Bozeman, where you're met at the airport and transferred to our 4-star hotel in the heart of the city's historic downtown. Bozeman offers a classic example of the Old West/New West dichotomy, which creates interesting street photography opportunities for those who arrive in advance of our welcome dinner. With a rich mining, trapping and ranching heritage, Bozeman boasts 40 individual properties on the National Register of Historic Places. It is also home to Montana State University and has a thriving economy built on growing tourism and tech sectors.

At this evening's welcome dinner, meet your Photo Expedition Leader who will offer an overview of the adventure to come and answer questions about gear and photo opportunities. A professional photographer skilled at capturing high-quality images of the animals and landscapes of the Greater Yellowstone Ecosystem, your guide is also an expert naturalist whose understanding of wildlife behavior will be essential to getting the images you covet.





Day 2: Paradise Valley / Yellowstone National Park—Mammoth Hot Springs / Wolf Tracking / Gardiner

Depart early this morning, traveling in specialty North American Safari Cruisers to follow the Lewis & Clark Trail over Bozeman Pass to the Yellowstone River. Today will be a primer into landscape and wildlife photography. While in transit, your Photo Expedition Leader will offer instruction on helpful skills for shooting Yellowstone in the winter: understanding focus, composition, white balance, and exposure.

We spend the morning in the Paradise Valley in search of eagles, mule deer and pronghorn antelope. The ragged heights of the Absaroka Range provide a dramatic backdrop for landscape photos. En route, look for wintering bighorn sheep in Gardiner River Canyon. We enter the park through the northern entrance at Gardiner, then continue to Mammoth Hot Springs. There's plenty of time to photograph the thermal activity as super-heated water flows over the white limestone terraces, which some observers describe as a "cave turned inside out."

Later this afternoon, we enter Yellowstone's Northern Range, the best place in the park to search for wolves, and our first possible chance to capture photographs of them. More frequently, we spot coyotes, elk and bison against the snow-mantled landscape. As dusk fades, we return to Gardiner, just outside the park boundary, to spend four nights.

Day 3: Northern Range Wolf Tracking / Hartman Photo Gallery Visit

Following an early breakfast, we're off through the park's northern expanse on an intensive search for wolves. This broad, glacially formed expanse of grassland laced with streams is prime gray wolf habitat with abundant elk, bison and other prey animals. Bring your telephoto lens to capture the elusive wolves which are typically seen at a distance. We'll also have the opportunity to photograph with the aid of high-powered spotting scopes, also known as digiscoping.

After lunch, we head to Cooke City to visit the Hartman Gallery, with a slide presentation by renowned Yellowstone wildlife photographer Dan Hartman. An award-winning wildlife photographer and videographer whose work has been featured in *National Geographic* and the *BBC*, Dan will share insights about wolves and wolf photography will inspire your visual storytelling and unlock your creative potential. Put his advice into practice in the waning light of mid-afternoon when we head back into the Northern Range for more wolf tracking, knowing our chances to see them are best at dawn and dusk.



Day 4: Lamar Valley Wolf Tracking

Rising early once more, we return to the Lamar Valley and environs to track wolves. Our Photo Expedition Leaders have spent years observing them in this isolated northeast corner of the park, and our experience is enhanced by their in-depth knowledge of wolf behavior and the various individual wolves known to park researchers. While wolves are our primary focus, we expect to photograph a host of Yellowstone wildlife on this vast expanse of open range: elk, pronghorn, moose, coyote, bighorn sheep, bald eagles and bison by the dozens with icicles clinging to their steaming coats. We'll work on mastering composition, as we commonly encounter species sharing the same space—moose backdropped by a herd of bison, or a sheep's curling horns peeking over a cliff as an eagle glides overhead. The wintry tableau makes for dramatic images as animals stand out against the white landscape.

Day 5: Lamar Valley Wolf Tracking / Cinematographer Visit

Rising early to capitalize on golden hour lighting, we return to the Lamar Valley for more wildlife and landscape photography. After reviewing images shot in days prior, we're ready to push ourselves creatively. Your Photo Expedition Leaders will offer guidance on finding new ways to capture the bison, bighorn sheep, ravens and other creatures we encounter as we pursue wolves. Experiment with shutter speed and depth of field, and be prepared for some macrophotography as we examine the snowpack for signs of winter wildlife, from weasel tunnels to scat and bison head imprints created as these one-ton beasts forage for buried grasses. Search for bear claw marks on the trees and wolf tracks under foot. This evening we're joined by a wildlife cinematographer who shares inspiring footage of the park's legendary animals.

Day 6: Blacktail Plateau / Bozeman

Today we explore the Blacktail Plateau's sweeping hills and open forests in the park's northern reaches, by vehicle and on foot. Among Yellowstone's best winter range, this habitat is home to large herds of bison and elk due to minimal snow on the often-windblown slopes. The landscape lends itself to layered compositions. Frosty trees and the spaces between them filter the light in visually interesting ways, and opportunities to compose artistic and iconic wildlife are abundant. The plateau is also frequently the site of the first post-hibernation grizzly bear emergence in Yellowstone.

We exit the park by late afternoon and head north once more through the Paradise Valley in the early evening light, with flexibility to stop for impromptu photo shoots. The Yellowstone River flows through this aptly named landscape, renowned for world-class trout fishing. The valley is also an important winter range for wildlife, and we have excellent opportunities to spot bald eagles, rough-legged hawks, mule deer, white-tailed deer and elk. Reaching Bozeman once more, we share a farewell dinner together.



Discovering Our Planet Together


Day 7: Bozeman / Depart

Although you're leaving the greater Yellowstone ecosystem today, you're bringing part of it with you. Anticipate the enjoyment of reviewing, editing and sharing your images as our Yellowstone wolf safari concludes. Those departing today will be transferred to the airport. Travelers wishing to spend extra time in Bozeman will have the remainder of the day free to explore this historic Old West/New West town. And though you're leaving the greater Yellowstone ecosystem, you're bringing a part of it home with you.

Please Note: Yellowstone's wolves are highly elusive and almost always seen at a significant distance, often over a mile away. But we bring them in closer with high-powered spotting scopes, and with the use of "digiscoping"—using cameras in tandem with scopes—we can often capture exhilarating photographs. Natural Habitat Adventures is an authorized permittee of Grand Teton and Yellowstone national parks.



Discovering Our Planet Together



Accommodation Details:


Armory Hotel

Yellowstone Gateway Inn

For detailed descriptions, visit nathab.com/us-national-parks-tours/yellowstone-wolves-tour/accommodations

Yellowstone Wolf Quest Photo Expedition Accommodations

A Rare Chance to Capture Images of Wolves in Their Wild Natural Habitat



Armory Hotel

One block off historic Main Street, Bozeman's only 4-star hotel melds old and new to create sophisticated boutique lodgings that honor the heritage of the landmark Armory building.



Yellowstone Gateway Inn

Optimally located at the north entrance to Yellowstone National Park in walking distance from historic downtown Gardiner, this homey all-suite hotel gives you plenty of room to relax.



No One Else Offers This In-Depth Encounter with the Wolf's World!

Our winter wolf adventure in Yellowstone Country is the most in-depth opportunity to search for this charismatic predator in a natural setting that you will find. And our connections with local field researchers makes a big difference to your experience. What else sets our wolf quest expedition apart? Read on:

1

More Opportunities to Spot Wolves

If you're passionate about wolves, this trip offers *four full days of wolf tracking* in Yellowstone's Northern Range. No one else offers this extensive an immersion in the best place on Earth to maximize your odds of seeing these wilderness icons. Even though the Lamar Valley and Northern Range environs are the world's preeminent place for viewing gray wolves in the wild (and we've never missed seeing them to date), wolves are at the center of controversy, and their increasing elusiveness due to the impact of hunting can make it a challenge to find them. When we do, they are at a distance, and we view them through spotting scopes. But we embrace the challenge with enthusiasm, and that is the allure of nature taken on its own terms.

2

A Small Group Offers a Peaceful, Personalized Experience

Our group of no more than 12 guests is further divided into two smaller groups in two vehicles, each with an Expedition Leader, for a quieter experience of nature with less impact on our natural surroundings. Traveling with fewer people allows us to move quickly to areas where wolves have most recently been spotted, and to observe them without disturbing them. Plus, you're guaranteed more personal attention from our Expedition Leader, at your side to answer all your questions.

3

Your Guides are Professional Naturalists

You won't find more qualified guides! Our Photo Expedition Leaders are naturalists with in-depth knowledge of Yellowstone's wolves and their habitat. They are in constant contact with local wolf researchers, giving us the benefit of the most current, inside knowledge of wolf locations and activity. Our Photo Expedition Leaders have extensive experience in the Greater Yellowstone Ecosystem, and they receive additional training and resources from WWF scientists. We're proud that they are the guides called upon to train other local guides. **Read our Expedition Leader bios** and traveler comments regarding the quality of our leaders.



4

Low-Season Travel + Local Connections = Better Wolf Encounters

Traveling in Yellowstone's low season means far fewer visitors. In November, March and April, 90% of the park is closed to both regular and over-the-snow vehicles, ensuring exceptional solitude (plus there's a chance we could see the season's first bears just emerging from hibernation in early spring). The months of November and March offer particular wolf-viewing advantages. This is when the most intense wolf studies take place, with more researchers in the field with scopes and telemetry equipment looking for wolves. We have relationships with many of these researchers, constantly communicating with them to up our chances of seeing wolves.

5

Meet with Renowned Local Wildlife Photographers

Drawing on our years of experience in the area, we've arranged a private visit with two of the country's premier wolf and wildlife photographers and videographers. We'll visit the gallery of famed local naturalist/photographer Dan Hartman for a personal chat, and we're joined for lunch by Emmy Award-winning wildlife cinematographer Bob Landis, a legendary filmmaker in the Yellowstone region.

6

High-Quality Optics to Enhance Wolf Watching

As with all our wolf-watching trips, we provide the highest quality optical equipment to enhance your viewing experience, with high-powered spotting scopes and binoculars available for use by all travelers. Learn how to use digiscoping to capture exciting images, even when wolves are at a distance, as they typically are.

7

Specialized Hatch-Roof Safari Vehicles Enhance Photography Access

As on an African safari, the quality of your adventure vehicle is key to enhancing wildlife viewing. Large side windows and a roof hatch offers 360-degree views of the landscape and wildlife. Every guest has a window seat and plenty of room for camera equipment and other gear. make a big difference in your overall experience!

8

Cold-Weather Boots & Parkas Provided

Don't worry about packing heavy outdoor gear and paying extra for checked-baggage fees: we provide sturdy, warm winter boots plus heavy parkas for our guests' use during the trip. Yellowstone is famously cold in the winter, but you'll be comfortable in our top-quality gear.

9

Our Quality-Value Guarantee Ensures Your Outstanding Wolf Tou

When you travel with Natural Habitat Adventures, you get our exclusive guarantee that states that we will meet the high expectations we set forth in our promotional materials. To our knowledge, this is the most ambitious guarantee made by any adventure travel company.



10

Feel Good About Your Carbon-Neutral Journey

We care deeply about our planet, as we know you do. When you travel with us, the carbon emissions from your trip are 100% offset—including your round-trip flights from home. Natural Habitat Adventures has been the world's first carbon-neutral travel company since 2007.

11

Natural Habitat Adventures Is World Wildlife Fund's Travel Partner

Because of our commitment to environmentally friendly travel, as well as the exceptional quality of our small-group nature adventures, World Wildlife Fund, the world's leading environmental conservation organization, has named Natural Habitat Adventures its worldwide travel partner—a designation that makes us exceedingly proud!



Discovering Our Planet Together

Make It Private with Your Family or Friends

Travel privately, exclusively with your immediate family, multi-generational family or group of friends. And when you choose a private departure, you're assured the most exclusive and authentic Yellowstone Wolf adventure on offer. Request your private departure by completing the form below.


Please note that on Yellowstone Wolf Quest Photo Expedition Make It Private departures we require a minimum group size of 7 travelers.

Also, please be aware that your per-person cost on a Make It Private trip will vary depending on the number of travelers in your group and may be as much as 10%-30% higher (ship-based trips may be even higher) than our normal trip cost unless you fill the trip.

This **Make It Private** option is available on nearly every Nat Hab trip for family and friend groups. Call an Adventure Specialist at 800-543-8917 or look for the "Make It Private" icon in the **pricing section** of a trip online at nathab.com to see prices based on your specific group size.



Discovering Our Planet Together



Dates & Pricing Summary:

Prices:
From \$6995

Group Size:
Limited to 12 Travelers

Physical Requirements:
Easy to Moderate

Yellowstone Wolf Quest Photo Expedition Dates, Pricing & Info

A Rare Chance to Capture Images of Wolves in Their Wild Natural Habitat

2025 Departures

Departure	Return	Notes
Nov 29, 2025	Dec 5, 2025	Photo Expedition

2026 Departures

Departure	Return	Notes
Mar 7, 2026	Mar 13, 2026	Photo Expedition
Mar 14, 2026	Mar 20, 2026	Photo Expedition



Discovering Our Planet Together

Pricing

2025 Prices

Mouse over or tap dates above to view prices for specific departure dates.

➤ **Trip Price**
\$6995 to \$7195



Single Occupancy: For a single room add \$995. **Click here** to learn how you can avoid the single supplement.

Deposit: \$500 per person

Make It Private: **View pricing** to take this trip privately with just you and your select travel companions.

Trip prices are per person based on double occupancy and are given in U.S. dollars.

Please read our Payment & Refund Policy here.

2026 Prices

Mouse over or tap dates above to view prices for specific departure dates.

➤ **Trip Price**
\$6995 to \$7195

Single Occupancy: For a single room add \$995. **Click here** to learn how you can avoid the single supplement.

Deposit: \$500 per person

Trip prices are per person based on double occupancy and are given in U.S. dollars. **Please read our Payment & Refund Policy here.**

Included

Accommodations, services of Nat Hab's professional Expedition Leader(s) and local staff, transportation in , all meals from dinner on Day 1 through breakfast on final day, some gratuities, airport transfers on Day 1 and final day, gear including warm parkas and winter boots, use of Nat Hab scopes and binoculars, all activities and entrance fees, all taxes, permits and service fees.

Not Included

Travel to and from the start and end point of your trip, alcoholic beverages, some gratuities, passport and visa fees (if any), optional activities, items of a personal nature (phone calls, laundry and internet, etc.), airline baggage fees, airport and departure taxes (if any), optional travel protection and medical evacuation insurance.



Physical Requirements

Easy to Moderate

Tracking wolves in Yellowstone typically occurs in snowy, icy and/or wet conditions, and temperatures can be very cold, often dropping well below zero at night with daytime highs in the 30s. Our days generally start before sunrise and are filled with activities. Optional hikes and snowshoe excursions require moderate physical exertion, ranging from one to three miles in length over level ground and slight inclines, though snow and ice may create rough and/or challenging terrain conditions. If you opt to snowshoe, you must be able to go at least one-half mile. While much of our wildlife viewing takes place from our vehicles, participants should be prepared to spend extended periods of time outside in cold temperatures. Travelers should be aware that activities in the park occur at altitudes between 4,810 and 7,380 feet. While travelers are not required to participate in all activities, should you opt out of any of the day's scheduled activities, we cannot guarantee that alternatives will be available.

On custom or private departures with smaller groups, our ability to accommodate varying levels of physical abilities or interests is limited, since these trips are staffed with a single Expedition Leader who may be assisted, pending availability, by local guides.

Important Information About This Trip

While the Lamar Valley and Yellowstone National Park offer some of the best opportunities to see wolves in the wild, these animals are still very elusive, and they almost never come in close range of humans. This trip offers a totally natural, uncontrived experience, and as a result, most wolf viewing is done at a substantial distance through spotting scopes. This allows us to watch the packs go about their normal behavior uninfluenced by the presence of humans. It is important to understand that it is incredibly difficult to see the wolves without the use of a spotting scope (Nat Hab provides top-quality spotting scopes on your trip). Often, the best way to get photos of the wolves is with a cell phone camera through a spotting scope. Your Expedition Leader will help you with this technique, called "digiscoping." While a long lens is a must for photographers, even then, we can't guarantee excellent shots of the wolves. However, the sheer beauty and grandeur of the Greater Yellowstone Ecosystem provides magnificent nature imagery, and we are likely to see plenty of the region's other iconic species.

Getting There & Getting Home

You will be met at the airport on Day 1 and transferred to the hotel to meet your group for a 6 pm orientation dinner. You are free to depart anytime on the final day.



Natural Habitat & WWF: Discovering Our Planet Together

Natural Habitat Adventures • PO Box 3065 • Boulder, CO USA 80307

USA & Canada: 800-543-8917 • International: 303-449-3711

© 2025 Natural Habitat Adventures

WWF's membership travel program is operated by Natural Habitat Adventures (Nat Hab). To date, Nat Hab has provided more than \$6 million in support of WWF's mission and will continue to give 1% of gross sales plus \$175,000 annually through 2028. WWF® and ©1986 Panda Symbol are owned by WWF. All rights reserved.