



Discovering Our Planet Together



Yellowstone & Grand Teton Photo Expedition

An Expertly Guided Photography Adventure Among the West's Best Wildlife



Table of Contents:

Trip Overview	3
Trip Itinerary	4
Trip Accommodations	9
What Makes Nat Hab Different?	11
Make It Private	13
Dates & Pricing Information	14



Discovering Our Planet Together



Trip Details:

Days:

8 Days / May-Jun
& Aug-Oct

Price:

From \$8795
(+ Air)

Physical**Requirements:**

Easy to Moderate

Yellowstone & Grand Teton Photo Expedition

An Expertly Guided Photography Adventure Among the West's Best Wildlife

Amid the classic western landscapes of Yellowstone and Grand Teton national parks, both wildlife and scenery are peerless. Great herds of elk and bison roam open meadows as they have done for centuries, with grizzlies, black bears and stealthy wolves in pursuit. The Yellowstone River courses through the park's own Grand Canyon, while the Snake winds its way across Jackson Hole, attracting moose that browse its willowy banks against the backdrop of the Tetons' famous spires. Our Photo Expedition features an exclusive visit with a renowned local wildlife photographer who offers personal insight for capturing the best shots of mammals, birds of prey, steaming geysers and more. We also include sunrise and sunset opportunities to track the famous gray wolves of the Lamar Valley, with high-powered spotting scopes assisting our efforts, since wolves are often seen at a distance. Early summer departures feature wildflower photo opportunities, while brilliant gold aspen add a fiery accent in the fall.

Trip Highlights

Nat Hab Photo Expedition Leaders spend the bulk of their year in this region, giving them unrivaled knowledge of the Greater Yellowstone Ecosystem

On a mellow raft trip through Jackson Hole, capture classic panoramas of the famous Teton spires as we scout for moose, elk, otters, and bald eagles overhead

Our trip is capped at 12 guests, led by two Nat Hab Photo Expedition Leaders—and we split up into smaller groups for a more intimate, personalized experience



Discovering Our Planet Together



Itinerary At A Glance

Day 1

Jackson, Wyoming

Day 2

Grand Teton National
Park—Scenic Float Trip

Day 3

Grand Teton National
Park—Alpine Exploration

Day 4

Oxbow Bend / Yellowstone
National Park—Old Faithful

Day 5

Hayden Valley / Grand Canyon
of the Yellowstone / Lamar
Valley / Gardiner

Day 6

Lamar Valley Wildlife Safari

Day 7

Lamar Valley / Mammoth Hot
Springs / Paradise Valley /
Bozeman

Yellowstone & Grand Teton Photo Expedition Itinerary

An Expertly Guided Photography Adventure Among the West's Best Wildlife



Discovering Our Planet Together

Itinerary At A Glance

Day 8

Bozeman / Depart

Day 1: Jackson, Wyoming

Encircled by the Teton, Gros Ventre and Snake River mountain ranges, Jackson is a ranch town turned luxury outpost that refuses to give up its dungaree and work glove vibe, making for fascinating photo opportunities the moment you arrive. Western pride abounds in Jackson, from the saddle-seat bar stools at the Silver Dollar Cowboy Bar to the elk antler arches at each corner of the town square. With a local ski hill located a few blocks south of the town square and rodeo grounds nearby, it's typical to see mountain athletes alongside working cowboys. Jackson is also the southern gateway to the Greater Yellowstone Ecosystem, with Grand Teton and Yellowstone national parks to the north and vast wilderness areas close by.



Within these realms live top predators like grizzly bears and wolves, and plenty of herbivores, some of which occasionally wander through the town streets. Despite its growing opulence, Jackson's a hearty place, emblematic of the Old West and with a deep reverence for all things wild. from the moment you arrive. If time allows, explore the town with a stroll on its iconic wooden boardwalks, camera in hand, and get ready for the exciting trip ahead.

At this evening's welcome dinner, meet your Photo Expedition Leader who will offer an overview about the adventure ahead. A professional photographer skilled at capturing high-quality wildlife and landscape images, your guide is also an expert naturalist. Their understanding of the intricacies of this region will be essential to getting the images you covet.

Day 2: Grand Teton National Park—Scenic Float Trip

Nothing quite prepares you for the drama of the Tetons that rear up in a row of angular peaks from the valley floor. Protected forever in one of America's most impressive national parks, the Tetons are emblems of the West's grandeur, and the park's wildlife is as magnificent as its mountains. Today's focus is on wildlife photography as we look for elk, pronghorn antelope, mule deer, bison and eagles. This afternoon, water level permitting, float the placid Snake River beneath the Tetons' jagged summits. In a shallow raft, we can capture moose, beavers, osprey, or even a black bear at eye level, for strong compositions. We'll also explore Mormon Row where we capture the iconic T.A. Moulton Barn backed by the majestic Tetons—a quintessential shot for any western portfolio. The day concludes with golden light as we shoot the rugged landscape while the sun sets behind the iconic range.



Discovering Our Planet Together

Day 3: Grand Teton National Park—Alpine Exploration

Rise early for daybreak on the Tetons and capture the sunrise alpenglow. (Note: sunrise and sunset illuminate this grand landscape in dramatic and shifting light, depending on atmospheric conditions, and we have multiple early morning and evening shooting sessions to catch the poetic light as it transforms with vibrant colors.) Today is devoted to capturing mountain landscapes and images, and we focus on depth of field and proper exposure to craft images that tell the story of this landscape. As we travel to some of the park's most photogenic areas, we'll look for elk, moose, eagles, bears and possibly even elusive wolves. After lunch we'll ride the Jackson Hole Mountain Resort tram up Rendezvous Peak, elevation 10,455 feet. As we rise 4,139 vertical feet, the grand scope of this unique mountain range comes into focus. Without foothills to ease the climb, the Tetons strike high in the sky and create their own unique ecosystem. From the tram dock we have the option of short and longer hikes to explore the mountaintop, with plenty of time for alpine photography. We'll ride the tram back down to the base for another sunset shooting session on our way to historic Jackson Lake Lodge, where we spend the night in full view of the peaks and often see moose along the marshy shoreline.

Day 4: Oxbow Bend / Yellowstone National Park—Old Faithful

For more golden hour light shooting, we rise early in search of moose at the willow-covered bottomlands of Oxbow Bend east of Jackson Lake. Made famous by Ansel Adams in a 1942 shot of the Snake River in the foreground and Mount Moran in the background, this special spot features dramatic leading lines for artistic images. You may also capture shots of river otter, beaver, muskrat, osprey and bald eagles.

We continue to Yellowstone, the world's first national park, established in 1872, for our first glimpses of the geothermal features that dot the landscape. Pack your wide-angle lens to capture towering natural geysers. From vast landscapes to intricate crystal formations in geothermal crusts, we'll experiment with wide compositions as well as macro photography to capture the vibrant colors of the mineral-laden pools. We also learn about fire ecology as we drive through recovering areas once ravaged by wildfires, with photo opportunities to capture the contrast between vibrant new growth and dead and blackened snags. At Old Faithful, your Photo Expedition Leader provides expert guidance and insights into geothermal activity. Beyond the famous geyser, the Firehole River Basin boasts the highest density of geothermal features on Earth, offering stunning shots of geysers, hot springs, mud pots and fumaroles. The dynamic beauty of these geyser basins inspired early explorers and conservationists like Teddy Roosevelt.



Discovering Our Planet Together

Day 5: Hayden Valley / Grand Canyon of the Yellowstone / Lamar Valley / Gardiner

More of the park lies ahead, including Hayden Valley, a picturesque grazing area for large herds of bison and elk. Yellowstone is home to some 4,000 bison, the largest land mammals in North America, which we expect to photograph today. Bighorn sheep may be on display near Mount Washburn, and we may also spot coyotes and bald eagles. A stop at the Grand Canyon of the Yellowstone, where Yellowstone Falls pours off a sheer cliff into a thousand-foot-deep gorge, offers the park's most inspiring vista and an opportunity to experiment with slower shutter speeds to soften the raging water. This afternoon, continue to the Lamar Valley in the park's remote northeast corner. As the sun starts to dip, we'll take spotting scopes on a search for bears and wolves. Though Yellowstone's famous gray wolves are elusive and almost always seen at a substantial distance, the Lamar Valley is the best place in North America to find and photograph them. We have the added advantage of working closely with wolf researchers in the park, who help us track them. Tonight, we stay just outside the park's northern boundary in Gardiner, Montana, which lies along the Yellowstone River.

Day 6: Lamar Valley Wildlife Safari

Early this morning, set out in search of wolves, grizzly bears and large herds of elk and bison in the broad meadows of the Lamar Valley. Wolves were reintroduced here to their native ecosystem amid much controversy in the 1990s. After a 70-year absence following their government-sanctioned eradication, wolves have again flourished, supported by bountiful prey. In addition, their predatory presence has helped to right imbalances in the ecosystem. In addition to using your telephoto lens, you'll learn about digiscoping. Our Photo Expedition Leaders carry high-powered spotting scopes on board our vehicles, and if we are fortunate to spy wolves, we'll have the opportunity to obtain images and video using the scope's magnification and your smartphone.

This afternoon, we head to Cooke City to visit the Hartman Gallery, with a slide presentation by renowned Yellowstone resident Dan Hartman. An award-winning wildlife photographer and videographer whose work has been featured in National Geographic and the BBC, Dan will share insights about wolves and wildlife photography that will inspire your visual storytelling and unlock your creative potential. We also see dramatic mountain vistas as we ascend the famous Beartooth Scenic Byway to the top of region's mountainous plateau. Charles Kuralt called it the "most spectacular road in America," and it's easy to concur: high alpine lakes sparkle in the waning light and surrounded by an intensely rugged granite. In this golden light hour, we stop for photo opportunities to capture the massive western landscape. Early this evening, we return to the Northern Range for more wolf tracking, knowing our chances to see and photograph them are best at dawn and dusk.



Discovering Our Planet Together

Day 7: Lamar Valley / Mammoth Hot Springs / Paradise Valley / Bozeman

One last quest for wolf and bear viewing awaits in the Lamar Valley this morning. Traveling back toward the northern reaches of the park, we may take a short hike to photograph an abandoned wolf or bear den before continuing to Mammoth Hot Springs. Here, thermal water spills over travertine terraces that have been described as a “cave turned inside out,” and heat-loving organisms called thermophiles add distinct colors to the mineral-laden formations. The textures and moving water create stunning abstract images, and the leading lines along the geothermal pool edges offer interesting framing. Push yourself creatively here as we incorporate the photography lessons from the entire trip. A resident elk herd in Mammoth is prevalent, and unique shots that contrast nature and man, like the ungulates against a crowded parking lot, for example, speak to the story of Yellowstone today. We then follow the Yellowstone River north through scenic Paradise Valley, with views of the Absaroka and the Gallatin ranges en route. Reaching Bozeman, we recount our adventures over a farewell dinner this evening.

Day 8: Bozeman / Depart

Although you're leaving the greater Yellowstone ecosystem today, you're bringing part of it with you. Anticipate the enjoyment of reviewing, editing and sharing your images as our safari concludes. Those departing today will be transferred to the airport. Travelers wishing to spend extra time in Bozeman will have the remainder of the day free to explore this historic Old West/New West town. The rapidly growing city boasts 40 individual properties on the National Register of Historic Places, and it is also home to Montana State University. A Bozeman highlight is the Museum of the Rockies, a Smithsonian Affiliate and repository for state and federal dinosaur fossils, including the mounted Montana's T. rex skeleton. A transfer is included to the airport to meet your departing flight.



Discovering Our Planet Together



Accommodation Details:

The Rockwell Inn at Jackson Hole

Jackson Lake Lodge

Old Faithful Snow Lodge

Yellowstone Gateway Inn


Ridgeline Hotel at Yellowstone

Armory Hotel

For detailed descriptions, visit nathab.com/us-national-parks-tours/yellowstone-grand-teton-photo-expedition/accommodations/


Yellowstone & Grand Teton Photo Expedition Accommodations

An Expertly Guided Photography Adventure Among the West's Best Wildlife



The Rockwell Inn at Jackson Hole

Ideally located in the heart of Jackson, Wyoming, the Rockwell Inn accommodates guests in an atmosphere of rustic mountain elegance that perfectly blends Old West heritage with contemporary comforts.



Jackson Lake Lodge

Built in 1955, Jackson Lake Lodge is the first example of modernist architecture in a national park, showcasing the lake and full glory of the Tetons through the 60-foot-tall windows in its dramatic main lounge.



Discovering Our Planet Together



Old Faithful Snow Lodge

Located near Yellowstone's most famous geyser, Old Faithful, the Snow Lodge is the newest of Yellowstone's full-service hotels and has been recognized with the Cody Award for Western Design.



Yellowstone Gateway Inn

Optimally located at the north entrance to Yellowstone National Park in walking distance from historic downtown Gardiner, this homey all-suite hotel gives you plenty of room to relax.



Ridgeline Hotel at Yellowstone

Our rooms at this well-appointed boutique hotel overlook the Yellowstone River, in walking distance of the historic center of Gardiner, the northern gateway to Yellowstone National Park.



Armory Hotel

One block off historic Main Street, Bozeman's only 4-star hotel melds old and new to create sophisticated boutique lodgings that honor the heritage of the landmark Armory building.



You'll Get Better Photos When You Travel With Us!

The wildlife and scenery of the Yellowstone region are legendary. Home to bison, bears, bighorn sheep, elk, wolves and more, Yellowstone and Grand Teton hold charismatic subjects for wildlife photographers. But just getting here is no guarantee you'll get great photos. The best shots depend a great deal on traveling unobtrusively and knowing how to find wildlife. That's where our approach and expertise make the difference.

1 The Advantages of Our Specialized Photography Focus

We slow down to seize photo opportunities as they arise, so you don't miss a thing. Our days begin very early and conclude after sunset, to maximize the best light and highest wildlife activity. Photo Expeditions are led by top naturalist guides who are accomplished wildlife photographers and instructors.

2 Leave the Hassle Behind—Let Us Handle the Details

Traveling on your own often means countless hours spent researching, planning, asking questions, fighting for reservations, or driving around trying to figure out the best spots for photography. Why waste all that time, when we've done the legwork and removed the guesswork? With our extensive local knowledge and confirmed reservations at coveted accommodations, you'll experience far more time for stress-free photography.

3 Our Local Expertises Unveils More Wildlife

Our Photo Expedition reveals "secret" corners of Yellowstone and Grand Teton national parks that most visitors miss. Given our guides' depth of experience, we know where tourists are fewer and animals more plentiful, assuring better photos.

4 Extra Time in the Tetons & Flexibility to Explore

Our Photo Expedition itinerary is one day longer than our classic Hidden Yellowstone trip, adding an extra day in Grand Teton National Park. More relaxed pacing allows us to slow down and take advantage of photo opportunities as they arise, so you don't miss a thing. And we make the most of summer's showy blooms with special wildflower photo departures, too.

5 Very Small Groups (Just 6 Guests Per Vehicle!)

Our small groups are limited to just 12 guests—and you'll travel with only six guests per vehicle, each accompanied by a naturalist Photo Expedition Leader. This intimate arrangement facilitates a peaceful, personalized experience in nature, with flexibility to move quickly to places where wildlife has recently been spotted, and to access more remote locations that even small buses cannot reach.



Discovering Our Planet Together

6 Expert Naturalist-Photographer Guides Enhance Your Experience

Our Expedition Leaders are highly accomplished photographers and instructors as well as professional naturalists. Many guide and teach here year-round, all have in-depth knowledge of the Greater Yellowstone Ecosystem, resident wildlife behavior, and where and when to be in particular places to see animals. Our guides are the most senior in the region, called on to train other local guides. We can't emphasize enough how much difference this expertise makes to your overall experience. They are also in constant communication with local wolf researchers, providing our groups the most up-to-date knowledge of wolf locations and activity. See Photo Expedition Leader bios and traveler comments regarding the quality of our leaders.

7 Spend Time with an Acclaimed Local Wildlife Photographer

Nat Hab guests only have an exclusive opportunity to visit the private home and gallery of Dan Hartman, one of Yellowstone's most celebrated wildlife photographers. His renowned work, including the wolf images he is especially known for, has graced the pages of National Geographic and other prestigious publications. Beyond his photography prowess, Dan is a respected naturalist deeply connected to Yellowstone.

8 Specialized Safari Vans Have Roof Hatches for 360° Wildlife Viewing

Our private vans come with custom features including panoramic windows and a roof hatch offering a 360° view on the landscape, enabling you to easily spot roving wildlife. With just six guests per vehicle (we divide our group of 12 between two vehicles) guarantees each guest a window seat, enhancing your wildlife photography prospects even while in transit. The generous space also means you've got room for all your equipment.

9 Our Quality-Value Guarantee Ensures Your Yellowstone Photo Adventure

With Natural Habitat Adventures, you receive our exclusive guarantee, stating clearly that we will meet the lofty expectations we set forth in our promotional materials. We think this is the most ambitious guarantee made by any adventure travel company.

10 Feel Good About Your Carbon-Neutral Journey

We care deeply about our planet, as we know you do. When you travel with us, the carbon emissions from your trip are 100% offset—including your round-trip flights from home. Natural Habitat Adventures has been the world's first carbon-neutral travel company since 2007.

11 Natural Habitat Adventures is WWF's Travel Partner

Because of our commitment to environmentally friendly travel, as well as the exceptional quality of our adventures, World Wildlife Fund—the world's leading environmental conservation organization—has named Natural Habitat Adventures as its worldwide travel partner, a designation that makes us exceedingly proud!





Discovering Our Planet Together

Make It Private with Your Family or Friends

Travel privately, exclusively with your immediate family, multi-generational family or group of friends. And when you choose a private departure, you're assured the most exclusive and authentic Yellowstone & Grand Teton Photo Expedition on offer. Request your private departure by completing the form below.


Please note that on Yellowstone & Grand Teton Photo Expedition Make It Private departures we require a minimum group size of 7 travelers.

Also, please be aware that your per-person cost on a Make It Private trip will vary depending on the number of travelers in your group and may be as much as 10%-30% higher (ship-based trips may be even higher) than our normal trip cost unless you fill the trip.

This **Make It Private** option is available on nearly every Nat Hab trip for family and friend groups. Call an Adventure Specialist at 800-543-8917 or look for the "Make It Private" icon in the **pricing section** of a trip online at nathab.com to see prices based on your specific group size.



Discovering Our Planet Together



Dates & Pricing Summary:

Prices:

From \$8795
(+ Air)

Group Size:

Please note that on Make It Private departures we have a minimum group size of half the maximum size of our regularly scheduled departures.

Physical Requirements:

Easy to Moderate

Yellowstone & Grand Teton Photo Expedition Dates, Pricing & Info

An Expertly Guided Photography Adventure Among the West's Best Wildlife

2025 Departures

Departure	Return	Notes
Jun 8, 2025	Jun 15, 2025	Bozeman to Jackson Wildflower Season
Aug 30, 2025	Sep 6, 2025	Jackson to Bozeman Fall Foliage Season
Sep 23, 2025	Sep 30, 2025	Bozeman to Jackson Fall Foliage Season

2026 Departures

Departure	Return	Notes
May 30, 2026	Jun 6, 2026	Jackson to Bozeman
Sep 1, 2026	Sep 8, 2026	Jackson to Bozeman Fall Foliage Season
Sep 9, 2026	Sep 16, 2026	Bozeman to Jackson Fall Foliage Season
Sep 24, 2026	Oct 1, 2026	Jackson to Bozeman Fall Foliage Season



Dates & Pricing Summary:

Prices:

From \$8795
(+ Air)

Group Size:

Please note that on Make It Private departures we have a minimum group size of half the maximum size of our regularly scheduled departures.

Physical

Requirements:

Easy to Moderate

Departure	Return	Notes
Oct 2, 2026	Oct 9, 2026	Bozeman to Jackson Fall Foliage Season



Discovering Our Planet Together

Pricing

2024 Prices

- **Photo Expedition Price**
\$7695

Single Occupancy: For a single room add \$1695.

Deposit: \$500 per person,



Trip prices are per person based on double occupancy and are given in U.S. dollars.

2025 Prices

- **Photo Expedition Price**
\$8795- \$8995

Single Occupancy: For a single room add \$1895.

Deposit: \$500 per person

Trip prices are per person based on double occupancy and are given in U.S. dollars.

2026 Prices

- **Photo Expedition Price**
\$8995- \$9195

Single Occupancy: For a single room add \$1895.

Deposit: \$500 per person

Trip prices are per person based on double occupancy and are given in U.S. dollars.

Included

Accommodations, meals from dinner on Day 1 to breakfast on final day, drinking water throughout the trip, services of Nat Hab Expedition Leaders and local guides, airport transfer on Day 1 and final day, some gratuities, all permits, entrance fees and taxes.

Not Included

Travel to and from the start and end point of your trip, alcoholic beverages, some gratuities, passport and visa fees (if any), optional activities, items of a personal nature (phone calls, laundry and internet, etc.), airline baggage fees, airport and departure taxes (if any), optional travel protection and medical evacuation insurance.

Physical Requirements

Easy to Moderate

This adventure does not require a high degree of physical fitness; however, in order to get the most out of your experience, you must be able to walk at least one mile unassisted on dirt trails with potentially uneven terrain and inclines, and possibly muddy or slippery surfaces, at altitudes of up to 8,400 feet above sea level. In order to view Old Faithful, you must be able to walk 300 yards over gently sloping pavement and boardwalk. To explore Yellowstone's geothermal basins, you must be able to walk at least one mile over boardwalk, dirt trails and undulating paved paths. Depending on the location of



Discovering Our Planet Together

wildlife, each day may bring several opportunities for short walks ranging from 300 yards to one mile, sometimes on well-maintained trails or pavement, sometimes on rough, uneven terrain with some inclines. Depending on our schedule and wildlife viewing, there may be an opportunity for active guests to hike up to five miles. Due to the altitude and terrain, hikes are considered moderate in terms of physical exertion. However, a fair amount of our wildlife viewing takes place from our vehicles that are selected to enhance observation opportunities. Our days generally start quite early, often before sunrise, when wildlife viewing is at its best and other visitors are at a minimum. We stress that all activities are optional.

On custom or private departures with smaller groups, our ability to accommodate varying levels of physical abilities or interests is limited, since these trips are staffed with a single Expedition Leader who may be assisted, pending availability, by local guides.

Important Information About This Trip

While the Lamar Valley and Yellowstone National Park offer some of the best opportunities to see wolves in the wild, they are still very elusive and generally do not come within close range of humans. Since our trip offers a totally natural, uncontrived experience, most wolf viewing is done at a distance through spotting scopes. We are thus able to watch the packs go about their normal behavior uninfluenced by the presence of humans. It is important to understand that it is extremely difficult to see wolves without the use of a spotting scope (which Nat Hab provides). Often, the best way to get wolf photos is with a cell phone camera through a spotting scope. Your Expedition Leader will help you with this technique, called "digiscoping." While a long lens is a must for photographers, even then, we can't guarantee excellent shots of wolves. However, we are likely to see plenty of the region's other iconic species at closer range, and the sheer beauty and grandeur of the landscape provides magnificent nature imagery.

Our Expedition Leaders, who know the Greater Yellowstone region intimately, are adept at getting our groups to less-visited areas away from crowds. But of course, Yellowstone is a very popular destination, so be prepared for a fair amount of company no matter when you travel. We operate this Rocky Mountain safari in a manner similar to our African safaris: visiting prime wildlife locations in the early morning when viewing opportunities are best and most visitors are still asleep.

Mandatory Insurance

Since the areas we travel to are remote and wild (that's why we go there!), we require that all guests have, at minimum, medical evacuation insurance for this program. This is for the safety of all guests. We require that your chosen independent insurance plan includes at least \$250,000 in medical evacuation coverage.

To protect your investment and to provide peace of mind while you travel, we also strongly recommend purchasing comprehensive travel insurance. Plans may cover everything from medical treatment to trip cancellations and delays and lost luggage. Please contact our office if you would like more information about the medical evacuation and comprehensive travel insurance policies we offer by calling 800-543-8917.

Getting There & Getting Home



Discovering Our Planet Together

Arrival: Arrive by 4 pm in order to attend a welcome dinner beginning at 6 pm on Day 1.

Departure: You may depart at any time on the final day.



Natural Habitat & WWF: Discovering Our Planet Together

Natural Habitat Adventures • PO Box 3065 • Boulder, CO 80307

USA & Canada: 800-543-8917 • International: +1-303-449-3711

© 2025 Natural Habitat Adventures

WWF's membership travel program is operated by Natural Habitat Adventures (Nat Hab). To date, Nat Hab has provided more than \$6 million in support of WWF's mission and will continue to give 1% of gross sales plus \$175,000 annually through 2028. WWF® and ©1986 Panda Symbol are owned by WWF. All rights reserved.