




Discovering Our Planet Together



Epic Botswana & Namibia Safari

An All-Encompassing Southern Africa Adventure for the Ultimate in Safari Diversity



Table of Contents:

Trip Overview	3
Trip Itinerary	4
Trip Accommodations	7
What Makes Nat Hab Different?	9
Make It Private	11
Dates & Pricing Information	13
Trip Extensions	19



Discovering Our Planet Together



Trip Details:

Days:
15 Days / Jun–Oct

Price:
From \$29995
(+ Air)

Physical Requirements:
Easy to Moderate

Epic Botswana & Namibia Safari

An All-Encompassing Southern Africa Adventure for the Ultimate in Safari Diversity

For the safari connoisseur, there's simply nothing like spending a fortnight in the wildest reaches of Namibia and Botswana. On this diverse and far-reaching itinerary, a small group of just seven travelers will cross a vast tract of Southern Africa, evoking the classic safari adventures of old—yet with exceptional modern indulgences. While we stay in remote locales where we see more animals than people, our intimate tented camps are the apex of comfort and conviviality in the bush. From the stark Namib Desert and the towering dunes of Sossusvlei to the rugged expanse of the million-acre Palmwag Concession, from the emerald waterways of the Okavango Delta to the huge game and predator populations of the Linyanti, experience Africa at its most primal on this ultimate safari adventure.

Trip Highlights

Marvel at a range of ecologically diverse habitats, from the deserts and dunes of Namibia to the lush marshes of Botswana's Okavango Delta

On secluded 4x4 drives and bush walks, enjoy exhilarating wildlife encounters in secluded reserves where animals abound and crowds are nonexistent.

Avoid long, rugged drives as we fly between far-flung bush camps, with a chartered flight between countries to maximize your safari time



Discovering Our Planet Together



Itinerary At A Glance

- Day 1**
Windhoek, Namibia
- Days 2 & 3**
Private Kulala Wilderness Reserve—Sossusvlei Dunes
- Days 4-6**
Palmwag Concession—Skeleton Coast
- Days 7-9**
Private Flight to Botswana / Linyanti Private Reserve
- Days 10 & 11**
Central Okavango Delta—Moremi Game Reserve
- Days 12-14**
Southeastern Okavango Delta—Chitabe Private Concession
- Day 15**
Chitabe / Maun / Depart

Epic Botswana & Namibia Safari Itinerary

An All-Encompassing Southern Africa Adventure for the Ultimate in Safari Diversity

Day 1: Windhoek, Namibia

Our Botswana and Namibia safari begins in Windhoek, Namibia's capital. This appealing city blends contemporary and colonial architecture in a cosmopolitan setting. Meet your Expedition Leader on arrival and transfer to our boutique hotel in one of Windhoek's leafy, tranquil neighborhoods. Over a welcome dinner, get acquainted with your traveling companions and learn about the vast landscapes we'll be exploring during the next two weeks.





Days 2 & 3: Private Kulala Wilderness Reserve—Sossusvlei Dunes

Board a morning flight to the private 90,000-acre Kulala Wilderness Reserve, where the massive golden dunes of Sossusvlei rise a thousand feet from the floor of the world's oldest desert. The word namib in the Nama language means "vast," an apt name for this ancient sand sea shaped by currents, waves and wind. Sossusvlei means "dead-end marsh"—the salt and clay pan where the mass of dunes rises to prevent the Tsauchab River from flowing to the Atlantic Ocean. Framed by intense blue skies, the world's tallest dunes glow deep carnelian at dawn, changing minute by minute as the sun climbs, to rose, burnt orange and ochre.

Within Sossusvlei, Namibia's largest conservation area, look for ancient petrified dunes that formed as far back as a billion years ago. Surprisingly, we find plenty of desert-adapted wildlife, including springbok, oryx, ostrich, spotted and brown hyena, bat-eared fox and aardwolf. The rare dune lark's entire habitat is confined to this sandy expanse. Discover the desert's silent magic on short walks and safari drives, then return to the comfort of our secluded camp to experience some of Africa's most arresting vistas, including vermilion sunsets and unparalleled stargazing.

Days 4-6: Palmwag Concession—Skeleton Coast

Fly north to Namibia's Skeleton Coast, whose evocative name references the dried bones of wrecked ships that lay half-buried on beaches battered by fierce Atlantic storms. Our destination, Hoanib Skeleton Coast Camp, is a hospitable outpost amid one of Africa's last great wildernesses, offering the utmost privacy and isolation. Set in one of the most fragile ecosystems on Earth, the low-impact camp enjoys a scenic location at the confluence of two tributaries of the dry Hoanib River in the northern part of the private million-acre Palmwag Concession, next to Skeleton Coast National Park. Few safari locales offer the level of isolation found here in one of the most remote regions of the Kaokoveld.

We spend three days immersed in these rugged mountains, vast plains, dune fields and dry riverbeds, with one excursion to the coast itself. Our bewitching environs are inhabited by a remarkable array of desert-adapted plants and animals, and we explore via 4x4 drives and hides for wildlife viewing. Almost miraculously, a multitude of species thrives in the stark inland environment, including Namibia's largest population of desert elephant. We also hope for sightings of giraffe and lion, oryx, springbok and steenbok. On a guided bush walk (safety permitting), look for scrub hare and inquisitive ground squirrels. During our stay we have one opportunity to visit the Skeleton Coast, driving out and flying back (weather permitting; coastal fog is a regular presence here). A colony of Cape fur seals is often present on shore, and we may spot black-backed jackal and elusive brown hyena near the beach. Birdlife is diverse, with many southern African endemics, and we're likely to spot jaegers and skuas.



Days 7-9: Private Flight to Botswana / Linyanti Private Reserve

Leaving the dry Namib Desert, we fly by private chartered aircraft over the border to Botswana before continuing to the Linyanti Reserve, one of the best game-viewing regions in Botswana. Elephants thrive in the mopane woodlands, especially in winter when they number in the thousands. From our base at Savuti Camp, day and night drives may reveal all the large predators as well as impala, zebra, giraffe, wildebeest lechwe, tsessebe and other plains animals.



Days 10 & 11: Central Okavango Delta—Moremi Game Reserve

Today we enter another realm entirely, the Jao Private Concession in the Okavango Delta. Here the Okavango River, sourced in distant Angola, pours over the sands of the Kalahari to create a green maze of canals and lagoons. The watery mosaic sustains a profusion of wildlife, with abundant hooved game, predators and birds. Stay in solitude at our exclusive safari camp in the heart of the Okavango Delta and located near the famed Moremi Game Reserve. We explore the marsh in silence via mokoro—the traditional poled dugout canoe of the delta—spying a host of animals along the banks. Look for hippo, crocodile and red lechwe, a water-adapted antelope, among many other species, including rare birds like the wattled crane, Pel's fishing owl and jacana.

Days 12-14: Southeastern Okavango Delta—Chitabe Private Concession

Depart by light aircraft for our deluxe bush camp, a private oasis on the Chitabe private concession. Although the nearby Gomoti River provides essential water for wildlife, this sector of the Okavango is relatively dryer and conducive to exploring on overland wildlife drives. Surrounded by woodlands and acacia forests separated by small and open savannah plains and islands of ilala palms, we're likely to see four of the Big Five—lion, leopard, elephant and buffalo. We'll also look for cheetah, hyena, wildebeest, zebra, wild dog and a wide array of antelope.

Day 15: Chitabe / Maun / Depart

Our grand Namibia & Botswana safari comes to a close as we depart by air for Maun to connect with homeward flights, or to continue with onward extensions.



Discovering Our Planet Together



Accommodation Details:

Olive Grove Guest House

Little Kulala

Hoanib Skeleton Coast Camp

Savuti Camp

Jacana Camp

Chitabe Lediba Camp

For detailed descriptions, visit nathab.com/africa/the-epic-botswana-namibia-safari/accommodations/

Epic Botswana & Namibia Safari Accommodations

An All-Encompassing Southern Africa Adventure for the Ultimate in Safari Diversity



Olive Grove Guest House

This intimate guesthouse enjoys a tranquil location close to the city center of Windhoek, offering 11 guest rooms with lavish bathrooms and private verandas incorporating extensive local stone.




Little Kulala

Inside a private reserve with direct access to the towering sand dunes of Sossusvlei, 11 thatched villas offer magnificent scenery, private plunge pools and rooftop skybeds for stargazing.



Discovering Our Planet Together




Hoanib Skeleton Coast Camp

On the private Palmwag Concession in one of the Kaokoveld's most remote areas, understated elegance permeates the seven-tent camp in this tiny outpost overlooking a stark and mesmerizing landscape.



Savuti Camp

On the banks of the ephemeral Savute Channel, this isolated camp sits within a legendary region known for abundant predators and elephants, with seven large walk-in tents with private verandas.



Jacana Camp

Situated on a private reserve in the heart of the delta on a thickly forested island, five Meru-style tents built on wooden decks sit high on a lush, forested island with views across the floodplains.



Chitabe Lediba Camp

Secluded within the private Chitabe Concession, this intimate camp enjoys glorious views and abundant wildlife sightings, with five spacious tent chalets



Discover Why This Is the Ultimate Southern Africa Safari

Our comprehensive journey offers the diverse safari highlights of both Botswana and Namibia in a single exclusive itinerary—but that isn't all that makes this trip so impressive. At every turn, Nat Hab offers a premier southern Africa safari in a multitude of ways.

- 1 Maximum Group Size Just Seven Travelers!**

The most meaningful safaris happen with fewer people, and we take no more than seven guests. This exceptionally small group size ensures the most personalized experience possible, with access to remote private reserves and small luxury camps not available to larger groups.
- 2 The Most Comprehensive Itinerary—Focused on Wildlife**

This carefully crafted itinerary, honed with years of experience and guidance from WWF, combines the best highlights of these two distinct safari countries. You won't experience a more varied set of places and activities than on this itinerary encompassing across a broad swath of southern Africa. And, since our focus is wildlife, that's where we spend our time and energy—not in cities or at big commercial lodges.
- 3 Light Aircraft Flights Maximize Your Time on Safari**

Seamless flight connections between safari locations, rather than long, dusty drives over rough dirt roads, allow us to spend more time participating in safari activities, instead of enduring uncomfortable conditions on long transits.
- 4 A Private Chartered Flight Expedites Travel from Botswana to Namibia**

Exclusive to Nat Hab is our private international air charter from Botswana to Namibia. Other companies use scheduled flights, which may be cheaper but necessitate extra time spent on arduous transfers, airport waits and overnights in cities, which reduces your time on safari.
- 5 Private Reserves Avoid Crowds & Allow Exclusive Activities**

Away from heavily visited national parks, we enjoy quiet and freedom on private reserves, where wildlife viewing happens in virtual solitude. We also enjoy special activities not permitted in the national parks, such as guided bush walks and night drives in search of nocturnal animals. The same is true in Botswana on private reserves in Moremi and Linyanti, offering seclusion amid unmatched wildlife viewing.



6 Small-Scale, Secluded Luxury Accommodations

We stay at remote luxury camps on private reserves where guest numbers are strictly limited—meaning you get a true immersion in the bush amid abundant wildlife. Each tent or chalet includes a private veranda to maximize personal wildlife viewing opportunities.

7 An Open "Window" Seat for Everyone

An unimpeded vantage point is important on safari. Our privately chartered safari vehicles have open sides (no glass to interfere with your view) and 10 cushioned passenger seats—one in front next to the driver, followed by three rows of three seats each—though we limit our capacity on wildlife drives to just seven travelers in each vehicle, for maximum comfort, viewing and photo opportunities. In the Sossusvlei region, we explore in spacious closed vehicles that provide protection from wind and sand, with eight cushioned seats and ample room for your gear, too.

8 The World's Finest Safari Guides

Our guests enjoy the personalized service of some of Africa's top naturalist safari guides. We employ only the most highly trained and experienced Expedition Leaders to lead our small groups. Rather than using local camp guides at each stop, we employ our own Nat Hab Expedition Leaders who are the most qualified guides in Southern Africa, averaging 15 years' experience each, with additional training and resources provided by WWF scientists. Our philosophy on this is simple: an African safari is only as good as the guide, so we must provide the very best!

9 Our Quality-Value Guarantee Ensures Your Superior Southern Africa Safari

With Natural Habitat Adventures, you receive our exclusive guarantee, which clearly states that we will meet the lofty expectations we set in our promotional materials. To our knowledge, this is the most ambitious guarantee made by any adventure travel company.

10 Feel Good About Your Carbon-Neutral Journey

We care deeply about our planet, as we know you do. When you travel with us, the carbon emissions from your trip are 100% offset—including your round-trip flights from home. Natural Habitat Adventures has been the world's first carbon-neutral travel company since 2007.

11 Natural Habitat Adventures is WWF's Travel Partner

Because of our commitment to environmentally friendly travel, as well as the exceptional quality of our adventures, World Wildlife Fund, the world's leading environmental conservation organization, has named Natural Habitat Adventures as its worldwide travel partner, a designation that makes us exceedingly proud!





Make It Private or Design Your Own Custom Safari

Travel privately, exclusively with your immediate family, multi-generational family or group of friends. Our in-house safari experts can reserve a private departure for your group or help you design your own custom Africa itinerary—their expertise is second to none!

Please note that on Botswana & Namibia Make It Private departures we require a minimum group size of 3 travelers.

Also, please be aware that your per-person cost on a Make It Private trip will vary depending on the number of travelers in your group and may be as much as 10%-30% higher (ship-based trips may be even higher) than our normal trip cost unless you fill the trip.

When you choose a private or custom safari, you're assured the most exclusive and authentic African safari on offer. Here are some of the advantages when you go private:

Your private group of family or friends, with special activities for kids

Your own private safari guide

Private safari vehicles for the utmost in flexibility

Surprisingly affordable pricing

-
- 1 Your private group of family or friends, with special activities for kids**
 - 2 Your own private safari guide**
 - 3 Private safari vehicles for the utmost in flexibility**
 - 4 Surprisingly affordable pricing**

This **Make It Private** option is available on nearly every Nat Hab trip for family and friend groups. Call an Adventure Specialist at 800-543-8917 or look for the "Make It Private" icon in the **pricing section** of



Discovering Our Planet Together

a trip online at nathab.com to see prices based on your specific group size.



Discovering Our Planet Together



Dates & Pricing Summary:

Prices:
From \$29995
(+ Air)

Group Size:
Easy to Moderate

Physical Requirements:
Easy to Moderate

Epic Botswana & Namibia Safari Dates, Pricing & Info

An All-Encompassing Southern Africa Adventure for the Ultimate in Safari Diversity

2025 Departures

Departure	Return	Notes
Jun 14, 2025	Jun 28, 2025	
Jun 19, 2025	Jul 3, 2025	
Jul 4, 2025	Jul 18, 2025	
Jul 19, 2025	Aug 2, 2025	Habitat Club Pricing Available
Jul 31, 2025	Aug 14, 2025	
Aug 17, 2025	Aug 31, 2025	
Sep 3, 2025	Sep 17, 2025	
Sep 23, 2025	Oct 7, 2025	
Oct 17, 2025	Oct 31, 2025	



Discovering Our Planet Together

Dates & Pricing Summary:

Prices:

From \$29995
(+ Air)

Group Size:

Easy to Moderate

Physical

Requirements:

Easy to Moderate

2026 Departures

Departure	Return	Notes
Jun 15, 2026	Jun 29, 2026	
Jun 20, 2026	Jul 4, 2026	
Jul 5, 2026	Jul 19, 2026	
Jul 20, 2026	Aug 3, 2026	
Aug 1, 2026	Aug 15, 2026	
Aug 18, 2026	Sep 1, 2026	
Sep 5, 2026	Sep 19, 2026	
Sep 24, 2026	Oct 8, 2026	
Oct 19, 2026	Nov 2, 2026	

2027 Departures

Departure	Return	Notes
Jul 5, 2027	Jul 19, 2027	



Pricing

2023 Prices

➤ **Trip Price**

\$27495 (+internal air)

Internal Air Cost: \$6782 per person (this will be listed separately on our invoicing).

Single Occupancy: For a single room add \$4995.

Deposit: \$500 per person (nonrefundable)

Trip prices are per person based on double occupancy and are given in U.S. dollars.

2024 Prices

➤ **Trip Price**

\$28995 (+internal air)

Internal Air Cost: \$6884 per person (this will be listed separately on our invoicing).

Single Occupancy: For a single room add \$4995.

Deposit: \$1000 per person (nonrefundable)

Trip prices are per person based on double occupancy and are given in U.S. dollars.

2025 Prices

➤ **Trip Price**

\$29995 (+internal air)

Internal Air Cost: \$6768 per person (this will be listed separately on our invoicing).

Single Occupancy: For a single room add \$4995.

Deposit: \$1000 per person (nonrefundable)

Trip prices are per person based on double occupancy and are given in U.S. dollars.

2026 Prices

➤ **Trip Price**

\$29995 (+internal air)

Internal Air Cost: \$6768 per person (this will be listed separately on our invoicing).

Single Occupancy: For a single room add \$5595.

Deposit: \$1000 per person (nonrefundable)

Trip prices are per person based on double occupancy and are given in U.S. dollars.

Group Size

A very important feature of this Botswana and Namibia safari is the small group size, as African safari are best experienced with fewer travelers in order to enhance intimate wildlife encounters.





Specialized 4x4 Land Rovers and Land Cruisers

An essential element of this safari is our use of specialized 4x4 vehicles, facilitating unmatched wildlife viewing opportunities. Typically, we use open 4x4 Land Rovers with a unique suspension system and an open-top, open-sided, tiered seating arrangement designed to maximize wildlife viewing and comfort over the sometimes uneven terrain of Namibia and Botswana's desert and delta environs. On occasion, we will use 4x4 stretch Land Cruisers with a similar design. During the green season, it is common to have a shade net over the vehicle to provide sun protection and cover during the rains. This protective net comes off during the cooler summer months to allow the sun to warm us on morning and afternoon drives. During our time in the Sossusvlei region, we explore in closed 4x4 Land Cruisers or Land Rovers to provide protection from the wind (and the sand that travels with it) in this vast, sandy landscape.

The primary vehicle type we use has 10 cushioned passenger seats—one in front next to the driver, followed by three rows of three seats each—though **we limit our capacity to just seven travelers, allowing each traveler a window seat.** This is the case in each vehicle we use on wildlife drives, ensuring maximum comfort, viewing and photo opportunities. The closed 4x4 vehicles have eight cushioned seats with a spacious interior, providing ample room for travelers and their belongings. Vehicles have a mini-fridge stocked with cold drinks, a small library with reference books and field guides, and ponchos for each traveler in case of rain. Each custom-built vehicle sports front bull bars and runner boards as well as a full recovery kit, including spare tires and a high-lift jack. Vehicles are updated or replaced regularly and meticulously maintained to provide our guests with an outstanding safari experience.

Included

- ▶ **Trip price includes:** Accommodations in luxury safari camps, services of Nat Hab's professional Expedition Leader(s), local guides and camp staff, premier open-sided 4-wheel drive Land Cruisers or Rovers, private chartered flight from Namibia to Botswana, rhino tracking with Save the Rhino Foundation rangers (2024 only), all meals from dinner on Day 1 through breakfast on final day, some alcoholic beverages, some gratuities, airport transfers on Day 1 and final day, all activities and entrance fees, all taxes, permits and service fees.
- ▶ **Internal air cost includes:** All scheduled and light aircraft flights within the itinerary (this will be listed separately on our invoicing).

Not Included

Travel to and from the start and end point of your trip, some alcoholic beverages, some gratuities, passport and visa fees (if any), optional activities, items of a personal nature (phone calls, laundry and internet, etc.), airline baggage fees, airport and departure taxes (if any), required medical evacuation insurance, optional travel protection insurance.

Physical Requirements

Easy to Moderate

To participate in this trip, you must be able to walk unassisted at a steady pace for at least one mile



over uneven terrain, climb steps to get into and out of our raised safari vehicles, and be able to tolerate daily outdoor excursions that may last 4-5 hours or even a full day at a time, sometimes in hot, windy and/or dusty conditions. Wildlife drives pose a particular type of physical demand on the body, as they require long hours of sitting and take place over terrain that is often very rough and bumpy, including dirt roads with many ruts and potholes. Travelers with back or neck problems, or other health issues that could be exacerbated by such conditions, should take this into consideration. While any walking safaris are considered optional, travelers must be able to walk unassisted to and from the vehicle to our camp accommodations, sometimes walking over uneven ground or on boardwalks and you will get the most out of your safari experience if you can walk a mile or two over uneven ground and rough or steep terrain without assistance. Climbing the sand dunes of Sossusvlei will be the most strenuous activity offered on this safari, but other more moderate walks without incline are also available, which still allow for enjoyment of the dunes. Days spent on safari are often long, as mornings typically start before daybreak and evening meals are served after sundown. In general, safari accommodations and vehicles are not climate-controlled and, depending on the season, temperatures can range from quite cold to extremely hot, so it is critical that travelers come prepared.

On custom or private departures with smaller groups, our ability to accommodate varying levels of physical abilities or interests is limited, since these trips are staffed with a single Expedition Leader who may be assisted, pending availability, by local guides.

Important Information About This Trip

This trip combines the highlights of Namibia and Botswana in one ultimate safari itinerary. We recommend this adventure for guests who want to make the most out of a single trip to Africa—we travel from desert to delta on a varied, comprehensive itinerary. One Expedition Leader will guide the Botswana portion of the trip and another the Namibia portion, since each is chosen for their in-country expertise. As usual, our outstanding Expedition Leaders tie the entire safari together for a most memorable experience.

Mandatory Insurance

Since the areas we travel to are remote and wild (that's why we go there!), we require that all guests have, at minimum, medical evacuation insurance for this program. This is for the safety of all guests. We require that your chosen independent insurance plan includes at least \$250,000 in medical evacuation coverage.

To protect your investment and to provide peace of mind while you travel, we also strongly recommend purchasing comprehensive travel insurance. Plans may cover everything from medical treatment to trip cancellations and delays and lost luggage. Please contact our office if you would like more information about the medical evacuation and comprehensive travel insurance policies we offer by calling 800-543-8917.

Getting There & Getting Home

Please plan to arrive Windhoek by 5 pm on Day 1 and you may depart Maun, Botswana anytime after 1:30 pm on the final day.




Discovering Our Planet Together

We can best serve you if our Natural Habitat Adventures Travel Desk makes your reservations, as our staff is intimately familiar with the special requirements of these programs and can arrange the most efficient and cost-effective travel. Please call us at 800-543-8917. Note that while we offer you the best possible rates available to us on airfare and additional nights' accommodations, you may find special web rates or better fares online.



Discovering Our Planet Together



Extension Details:

Cape Town Extension
\$1995


Wild Cape Coast Extension
\$2995

Victoria Falls Extension
\$1895

Sabi Sand Extension
\$4395

Epic Botswana & Namibia Safari Extensions


An All-Encompassing Southern Africa Adventure for the Ultimate in Safari Diversity



Cape Town Extension

Discover one of the world's most entrancing cities and its natural environs. Survey the view from Table Mountain, explore the Cape Peninsula, visit Cape Point Nature Reserve, see penguins at Boulders Beach, and tour the Winelands.


\$1995



Wild Cape Coast Extension

From our luxury ecolodge base on the Grootbos Private Nature Reserve, explore pristine coastal wilderness including the rare Cape Floral plant kingdom and Stony Point penguin colony.

\$2995



Victoria Falls Extension

Explore spectacular Victoria Falls as an idyllic extension to your Botswana safari while you reside in luxury at the closest possible spot to the plummeting sheet of water and enjoy time along the Zambezi River.

\$1895



Discovering Our Planet Together



Sabi Sand Extension

An exclusive safari experience on a 160,000-acre private reserve that's one of Africa's best places to spot the famous Big Five—choose among intimate luxury camps and secluded boutique lodges.

\$4395



Natural Habitat & WWF: Discovering Our Planet Together

Natural Habitat Adventures • PO Box 3065 • Boulder, CO 80307

USA & Canada: 800-543-8917 • International: +1-303-449-3711

© 2025 Natural Habitat Adventures

WWF's membership travel program is operated by Natural Habitat Adventures (Nat Hab). To date, Nat Hab has provided more than \$6 million in support of WWF's mission and will continue to give 1% of gross sales plus \$175,000 annually through 2028. WWF® and ©1986 Panda Symbol are owned by WWF. All rights reserved.