



Discovering Our Planet Together



Northern Lights Photo Expedition

Outstanding Photo Prospects in One of the World's Best Places to See the Aurora




Discovering Our Planet Together

Table of Contents:

Trip Overview	3
Trip Itinerary	4
Trip Accommodations	7
What Makes Nat Hab Different?	8
Make It Private	10
Dates & Pricing Information	11



Discovering Our Planet Together



Trip Details:

Days

7 Days / Feb–Mar

Price

From \$9495
(+Air)

Physical Requirements
Moderate

Northern Lights Photo Expedition

Outstanding Photo Prospects in One of the World's Best Places to See the Aurora

To capture the northern lights dancing across the night sky holds special allure for photographers—and this adventure is designed to help you get outstanding images of this wondrous natural event! Churchill is an optimal destination for northern lights photography—its winter night skies are often clear, and it has one of the most active auroral displays in the world. Our Expedition Leaders are both naturalists and expert photographers, interpreting the phenomenon and helping you achieve those coveted shots. Photograph the night sky in total comfort from various inspiring locations: our innovative Aurora Pod® with glass top and sides, a geodesic Aurora Sphere with see-through panels; Aurora Domes offering a 360° view from Plexiglass bubbles; a cabin deep within the boreal forest that we access via private snowcoach; an Aurora Yurt with expansive deck, our new Aurora Lodge, and a tepee illuminated by a campfire at a dog musher's camp. By day, enjoy authentic northern activities like dog sledding and snowshoeing.

Trip Highlights


Maximize photo opportunities from multiple private settings—offering varied compositions and easy access to warmth, all well away from the lights of town.

The northern lights pose one of photography's greatest challenges, but your Photo Expedition Leader is by your side to ensure you get the images you aspire to.

The Canadian North abounds with distinctive photo subjects—encounter local lifestyles and traditions on winter activities from snowshoeing to dog sledding



Discovering Our Planet Together



Itinerary At A Glance

Day 1

Winnipeg, Manitoba

Day 2

Fly to Churchill—Town Tour & Northern Lights Watch

Days 3 - 5

Aurora Photography & Winter Adventures in Churchill

Day 6

Churchill / Winnipeg

Day 7

Winnipeg / Home

Northern Lights Photo Expedition Itinerary

Outstanding Photo Prospects in One of the World's Best Places to See the Aurora

Day 1: Winnipeg, Manitoba

Our northern lights photo expedition begins in Winnipeg, the capitol of Manitoba. Once a fur-trading hub and later a Canadian Pacific Railway boomtown, today Winnipeg is a vibrant cultural and commercial center on the eastern edge of Canada's vast prairies. On arrival, you are met and transferred to the distinguished Fort Garry Hotel, one of the city's most prestigious landmarks. Built in 1913 by the Grand Trunk Pacific Railway in the style of a French chateau, it remains the grande dame of Winnipeg hospitality.

This afternoon, head to the "gear room" at our hotel to get equipped with all the cold-weather clothing you'll need for our Arctic adventure. We provide heavy parkas, insulated snow boots, snow pants, fleece jacket, mittens, fleece hat, fleece neck gaiter, and hand and toe warmers. No need to buy and haul your own! You can also borrow our tripods, to eliminate packing hassles. This evening, enjoy a welcome dinner with your Expedition Leader and fellow adventurers.





Day 2: Fly to Churchill—Town Tour & Northern Lights Watch

This morning, board a private chartered flight to Churchill and transfer to our hotel on arrival. Discover Churchill's colorful history on a tour of this historic hamlet that was originally a Hudson's Bay Company fur-trading post established in the early 1700s. As night falls, we head out in hopes of our first view of the northern lights. Also called the aurora borealis, meaning "north wind of the dawn," the display often begins as a pale glow low in the northern sky that slowly begins to shift and undulate. Wavy patterns evolve, and the lights most often emerge as shimmering curtains of green. Sometimes other colors appear, too: pink, red or even purple. For centuries, the phenomenon of the northern lights was a mystery, inspiring a host of mythical explanations. While we know now the aurora is caused by the interaction of the solar wind with Earth's magnetic field, more poetic stories of their origin linger, including the Hudson Bay Inuit's belief that the lights are the mystical display of their ancestors' souls dancing in the sky.

Days 3 - 5: Aurora Photography & Winter Adventures in Churchill

On these dark, icy nights in the Canadian North, we head to optimal photography locations away from the lights of town, where views of the aurora are best. Yet you won't stand outside in the cold as we wait for the lights to appear: each evening includes a different vantage point from which to photograph the phenomenon in warmth and comfort. Our collection of aurora viewing locations is unsurpassed, and during your trip, you will visit a selection of the following: Nat Hab's custom-designed Aurora Pod® features a 360° view on the night sky through a glass ceiling and half-walls. Our private Aurora Sphere is a geodesic dome tent whose interior, heated by a wood stove, serves as a cozy lounge throughout the evening. Aurora Domes with circular Plexiglass roofs offer another angle on the heavens—climb the ladder to the upper level for a view in the round, or head outside for a totally clear vista of the sky, then come in and warm up on the ground level with comfortable sofas, snacks and hot drinks. We may also visit a local dog musher's camp where sit by a fire in a traditional tepee as we wait for the lights to appear. New for 2025 are our Aurora Yurt and Aurora Lodge. One evening we will make an overland journey into the boreal forest by custom snowcoach, traveling atop a frozen creek to reach our isolated Aurora Cabin where we gather around the wood stove as we anticipate the auroral display above the spruce trees. In every instance there's a chance to practice our photography skills, guided and inspired by presentations and personalized tips from our Expedition Leader, who is an expert instructor adept at helping you capture this challenging phenomenon.

While our nights are devoted to capturing images of the aurora, daytime excursions focus on the beauty of our tundra environs and the traditions of local people whose heritage here goes back for millennia. On a snowshoe outing, we hope to photograph other hardy northern wildlife such as Arctic hare and Arctic fox, artfully camouflaged by their winter-white fur coats. The town of Churchill is also full of interesting photography subjects, with historic buildings, hardy people and roving sled dogs. Though the Hudson's Bay Company established a fort here in 1717 as part of its fur-trading network across the Canadian North, Indigenous cultures had already been flourishing in the harsh climate for thousands of years. We explore their heritage on a dog sled ride through the forest, on a visit to the Itsanitaq Museum, and via cultural programs featuring the arts and traditions of the Inuit, Dene and Metis peoples.



Day 6: Churchill / Winnipeg

The morning is free to wander Churchill's main street, where several locally owned shops sell authentic local handicrafts, from traditional mukluks to sculptures made of caribou hair. We then transfer to the airport for our chartered flight back to Winnipeg, gathering for a farewell dinner this evening.

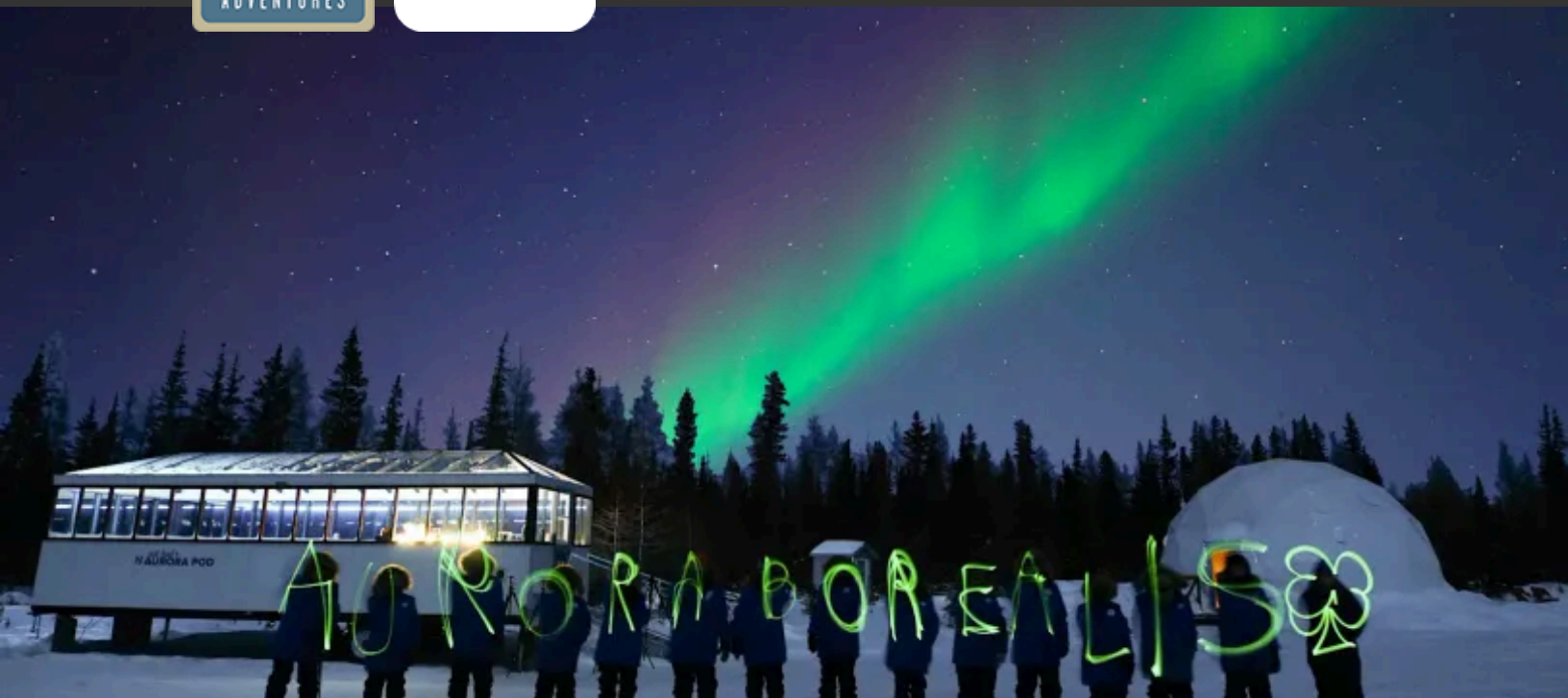
Day 7: Winnipeg / Home

After breakfast, transfer to the airport for flights home.

Important Note: *Scheduling for all activities in Churchill is flexible in order to accommodate varying weather conditions and other contingencies. Your itinerary may vary slightly and activities may happen at different times from what is listed here, but inclusions are the same. Please also be aware that each group will visit a sampler of aurora-viewing sites but not all of them, and we do not know in advance which locations will be included on which departure—but be assured that every spot offers excellent photo opportunities, away from any light pollution from town, and all are enhanced with heat for your comfort. For safety's sake and to ensure your chance to sleep, we return to town after each night's activities, and we are unable to stay out all night. When conditions allow and energy levels permit, we may extend photography time for particularly enthusiastic groups. However, as our aurora viewing happens in a group context, we strive to balance the needs and energy of all participants across the four-night experience.*



Discovering Our Planet Together




Accommodation Details:

Winnipeg & Churchill Hotels

For detailed descriptions, visit nathab.com/alaska-northern-adventures/northern-lights-photo-expedition/accommodations

Northern Lights Photo Expedition Accommodations

Outstanding Photo Prospects in One of the World's Best Places to See the Aurora



Winnipeg & Churchill Hotels

In Winnipeg, stay at the historic Fort Garry Hotel, an elegant landmark built by the Grand Trunk Pacific Railway in 1913. In remote Churchill, our simple hotels are clean, comfortable and centrally located.



Photograph the Northern Lights—and Find Northern Enlightenment!

If you're looking to maximize your chances for amazing images of the northern lights, there's no better place than Churchill. See why our northern lights Photo Expedition offers the fullest experience for photographers on a quest to capture the mystical aurora borealis:

1

Churchill Offers Some of the World's Best Aurora Viewing

Auroral activity in Churchill is some of the most extensive and consistent on Earth, since Churchill is located directly beneath the Van Allen Belt, the band of electromagnetic energy around the poles that produces the phenomenon of the aurora borealis. And unlike Iceland or Scandinavia, Churchill's winter night skies are often clear, creating optimal conditions for a visible aurora.

2

Churchill is the "Accessible Arctic"

Unlike getting to the top of Scandinavia or deep into the Yukon to see the northern lights, Churchill is easy to reach via direct flight from Winnipeg, the capital of Manitoba. While Churchill is technically subarctic, lying below the Arctic Circle, its geographic location at the edge of the frozen expanse of Hudson Bay gives it a distinctly Arctic climate and feel, as well as an Arctic cultural identity.

3

Different Private Settings for Aurora Observation

Each evening we visit a different viewing spot, all designed for comfort and prime observation. These include our custom **Aurora Pod®** with a 360° view through a glass roof; our cozy Aurora Sphere, a furnished, heated geodesic dome; an Aurora Yurt; our new Aurora Lodge; Aurora Domes with circular Plexiglass tops; a wood stove-warmed cabin in the boreal forest; and a dog musher's camp with a tepee illuminated by a campfire.

4

The Northern Lights...Plus Much More!

In addition to aurora photography, daytime activities reveal northern lifestyles and exclusive photo opportunities. Enjoy a traditional dog sled ride, cultural presentations from local Indigenous residents, a custom snowcoach ride into the boreal forest, and snowshoeing. You'll go home not only with images of the aurora, but memorable photos of the land, its wildlife and its people, too.

5

Photography Workshops Improve Your Technique

Your Expedition Leader, who is an expert naturalist guide and an accomplished northern nature photographer, will conduct special coaching sessions during your trip. Glean tips for how to capture the best images of the northern lights as well as the Arctic landscape and wildlife, and learn more about editing images.



6

Access to the Best Photography Locations

We ensure you reach the best and most varied locations for photographing the aurora, from boreal forest silhouettes and the vast tundra expanse to evocative northern scenes, including illuminated cabins and tents.

7

No Need to Buy a Parka, Boots or Even a Tripod—We Provide Them

You won't have to spend a lot of money on winter gear you may only wear once. We supply you with a heavy-duty Arctic-weather jacket, boots, insulated gloves, snow pants, fleece hat, fleece neck gaiter, and hand and toe warmers to use while you're in Churchill. We also provide tripods, a must with aurora photography—all of which promises much easier packing.

8

A Small Group Means More Engagement with Your Photography Guide

Unlike typical group tours, we limit our photo expeditions to just 12 guests. This ensures one-on-one time with your Expedition Leader to ask questions and get personalized tips for improving your photos. And you'll have quieter moments in the natural settings that are our focus.

9

Your Professional Guide is Both a Naturalist and Accomplished Photographer

Your Photo Expedition Leader is exceptionally knowledgeable about the phenomenon of the aurora as well as our northern environs, from wildlife and geology to climate and cultures. And your guide has equal expertise when it comes to photography, with in-depth experience capturing images of the aurora, Arctic landscapes and wildlife. **See Expedition Leader bios** with traveler comments regarding the quality of our expert guides.

10

Our Quality-Value Guarantee Ensures Your Satisfaction

Natural Habitat Adventures offers you our exclusive guarantee that clearly states that we will meet the high expectations we set forth in our promotional materials. To our knowledge, this is the most ambitious guarantee made by any adventure travel company.

11

Feel Good About Your Carbon-Neutral Journey

We care deeply about our planet, as we know you do. When you travel with us, the carbon emissions from your trip are 100% offset—including your round-trip flights from home. Natural Habitat Adventures has been the world's first carbon-neutral travel company since 2007.

12

Natural Habitat Adventures Is World Wildlife Fund's Travel Partner

Because of our commitment to environmentally friendly travel, as well as the exceptional quality of our small-group nature adventures, World Wildlife Fund, the world's leading environmental conservation organization, has named Natural Habitat Adventures its worldwide travel partner—a designation that makes us exceedingly proud!



Discovering Our Planet Together

Make It Private with Your Family or Friends

Travel privately, exclusively with your immediate family, multi-generational family or group of friends. And when you choose a private departure, you're assured the most exclusive and authentic *Northern Lights Photo Expedition* on offer. Request your private departure by completing the form below.


Please note that on Northern Lights Photo Expedition Make It Private departures we require a minimum group size of 6 travelers.

Also, please be aware that your per-person cost on a Make It Private trip will vary depending on the number of travelers in your group and may be as much as 10%-30% higher (ship-based trips may be even higher) than our normal trip cost unless you fill the trip.

This **Make It Private** option is available on nearly every Nat Hab trip for family and friend groups. Call an Adventure Specialist at 800-543-8917 or look for the "Make It Private" icon in the **pricing section** of a trip online at nathab.com to see prices based on your specific group size.



Discovering Our Planet Together



Dates & Pricing Summary:

Prices:
From \$9495
(+Air)

Group Size:
Limited to 12
Travelers

Physical Requirements:
Moderate

Northern Lights Photo Expedition Dates, Pricing & Info

Outstanding Photo Prospects in One of the World's Best Places to See the Aurora

2026 Departures

Departure	Return	Notes
Jan 27, 2026	Feb 2, 2026	
Feb 4, 2026	Feb 10, 2026	
Feb 8, 2026	Feb 14, 2026	
Feb 12, 2026	Feb 18, 2026	
Feb 16, 2026	Feb 22, 2026	
Feb 20, 2026	Feb 26, 2026	
Feb 24, 2026	Mar 2, 2026	
Feb 28, 2026	Mar 6, 2026	
Mar 4, 2026	Mar 10, 2026	
Mar 8, 2026	Mar 14, 2026	
Mar 12, 2026	Mar 18, 2026	



Discovering Our Planet Together

Dates & Pricing Summary:

Prices:
From \$9495
(+Air)

Group Size:
Limited to 12
Travelers

**Physical
Requirements:**
Moderate

2027 Departures

Departure	Return	Notes
Jan 26, 2027	Feb 1, 2027	
Feb 3, 2027	Feb 9, 2027	
Feb 7, 2027	Feb 13, 2027	
Feb 11, 2027	Feb 17, 2027	
Feb 15, 2027	Feb 21, 2027	
Feb 19, 2027	Feb 25, 2027	
Feb 23, 2027	Mar 1, 2027	
Feb 27, 2027	Mar 5, 2027	
Mar 3, 2027	Mar 9, 2027	
Mar 7, 2027	Mar 13, 2027	



Discovering Our Planet Together

Pricing

2025 Prices

- **Photo Expedition**
\$8995 to \$9195 (+internal air)

Internal Air Cost: \$1297 per person (this will be listed separately on our invoicing).

Single Occupancy: For a single room add \$945. **Click here** to learn how you can avoid the single supplement.

Deposit: \$500 per person



Trip prices are per person based on double occupancy and are given in U.S. dollars.

Please read our Payment & Refund Policy here.

2026 Prices

Mouse over or tap dates above to view prices for specific departure dates.

- **Photo Expedition**
\$9495 to \$9695 (+internal air)

Internal Air Cost: \$1497 per person (this will be listed separately on our invoicing).

Single Occupancy: For a single room add \$945. **Click here** to learn how you can avoid the single supplement.

Deposit: \$500 per person

Trip prices are per person based on double occupancy and are given in U.S. dollars. **Please read our**

Payment & Refund Policy here.

2027 Prices

We're still in the process of confirming 2027 pricing. Please contact an Adventure Specialist for more details: 800-543-8917.

Included

- **Trip price includes:** Accommodations, services of Nat Hab's professional Photography Expedition Leader(s) and assistants, excursions to our exclusive Aurora Pod and Aurora domes, dog sledding excursion, all meals from dinner on Day 1 through breakfast on final day, most gratuities, airport transfers on Day 1 and final day, including a parka, fleece neck buff, fleece jacket, waterproof pants, mittens and Arctic boots for use during your trip, all activities and entrance fees, all taxes, permits and service fees.
- **Internal air cost includes:** Round-trip private charter flights from Winnipeg to Churchill (this will be listed separately on our invoicing).



Not Included

Travel to and from the start and end point of your trip, alcoholic beverages, some gratuities, passport and visa fees (if any), optional activities, items of a personal nature (phone calls, laundry and internet, etc.), airline baggage fees, airport and departure taxes (if any), optional travel protection and medical evacuation insurance.

Physical Requirements

Moderate

This adventure does not require a significant degree of physical fitness. However, we will be exposed to extremely cold weather, often experiencing temperatures well below freezing, which in itself can be physically challenging. We may also have to walk in deep snow. Most nights we will stay up past midnight to look for the northern lights, which typically appear late at night. It is necessary to climb 10 steps up a ladder in order to access the upper level of the Aurora Domes, for the best view of the sky from this facility. Travelers must be able to walk up and down stairs. All of our activities are optional.

On custom or private departures with smaller groups, our ability to accommodate varying levels of physical abilities or interests is limited, since these trips are staffed with a single Expedition Leader who may be assisted, pending availability, by local guides.



Important Information About This Trip

This adventure takes place in Churchill during the prime season to experience one of the natural realm's most wondrous sights—the northern lights. On a full itinerary, we discover the nature and culture of the Canadian North by day, then, once night falls, we scan the skies for the undulating colors of the aurora borealis. However, please join this trip knowing that while Churchill is a consistent spot for the planet's best aurora viewing, we are never guaranteed to see it, and on some departures, we may not. It's impossible to predict, though our odds are very good, given the frequency and intensity of auroral activity over Churchill and unique geographic factors that minimize cloudy nights.

A note regarding the moon:

We run this trip when there is a full moon, a new moon, and at all times in between. When the moon is full, the foreground is brighter, making for interesting photographic images. During a new moon, the sky is darker, so the lights may appear slightly brighter. However, since we are in a place where the aurora tends to be quite bright anyway, the phase of the moon generally has very little effect on the quality of viewing. Any time one witnesses the northern lights in Churchill, it is an experience to behold!

A note regarding our schedule:

Scheduling for all activities in Churchill is flexible in order to accommodate varying weather conditions and other contingencies. Your itinerary may vary slightly and activities may happen at different times from what is listed here, but inclusions are the same. Please also be aware that each group will visit a sampler of aurora-viewing sites but not all of them, and we do not know in advance which locations will be included on which departure—but be assured that every spot offers excellent photo opportunities, away from any light pollution from town, and all are enhanced with heat for your comfort. For safety's sake and to ensure your chance to sleep, we return to town after each night's activities, and we are unable to stay out all night. When conditions allow and energy levels permit, we may extend photography time for particularly enthusiastic groups. However, as our aurora viewing happens in a group context, we strive to balance the needs and energy of all participants across the four-night experience.

Click here for more information on the difference between viewing versus photographing the northern lights.

Mandatory Insurance

Since the areas we travel to are remote and wild (that's why we go there!), we require that all guests have, at minimum, medical evacuation insurance for this program. This is for the safety of all guests. We require that your chosen independent insurance plan includes at least \$250,000 in medical evacuation coverage.

To protect your investment and to provide peace of mind while you travel, we also strongly recommend purchasing comprehensive travel insurance. Plans may cover everything from medical treatment to trip cancellations and delays and lost luggage. Please contact our office if you would like more information about the medical evacuation and comprehensive travel insurance policies we offer by calling 800-543-8917.

Getting There & Getting Home

In case of flight or weather delays, we recommend that you arrive a day early. Please schedule your flights to arrive by 5 pm in order to attend a 7 pm orientation dinner on Day 1 of your program. You are free to depart at any time on the final day.



Natural Habitat & WWF: Discovering Our Planet Together

Natural Habitat Adventures • PO Box 3065 • Boulder, CO USA 80307

USA & Canada: 800-543-8917 • International: 303-449-3711

© 2025 Natural Habitat Adventures

WWF's membership travel program is operated by Natural Habitat Adventures (Nat Hab). To date, Nat Hab has provided more than \$6 million in support of WWF's mission and will continue to give 1% of gross sales plus \$175,000 annually through 2028. WWF® and ©1986 Panda Symbol are owned by WWF. All rights reserved.